

Adjustable Height Wheely Stools

INSTRUCTIONS FOR USE

Code 4182




CONTENTS	PAGE
1.0 INTRODUCTION	1
2.0 ILLUSTRATION OF YOUR ADJUSTABLE HEIGHT WHEELY STOOL	2
3.0 FOR YOUR SAFETY	3
4.0 UNPACKING YOUR PRODUCT	3
5.0 ADJUSTING YOUR PRODUCT	4
6.0 CARE & MAINTENANCE	5
7.0 GUARANTEE & SERVICE	5
8.0 CONTINUOUS IMPROVEMENT	6
9.0 WARRANTY & AFTERSALE	6

1.0 INTRODUCTION

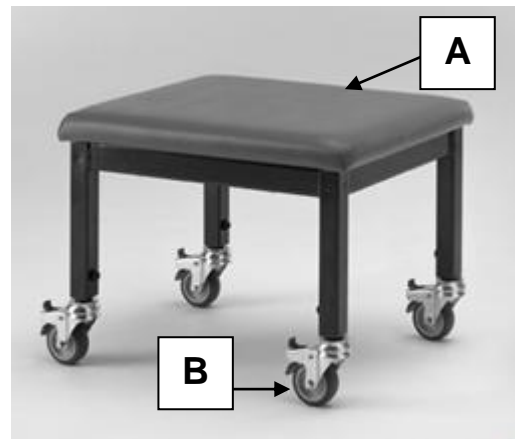
Thank you for choosing the Smirthwaite Adjustable Height Wheely Stool.

Our stools are designed for use by adults to enable them to be mobile, work at a lower level and to help prevent back problems associated with constant bending.

	<p>IMPORTANT!</p> <p>These instructions should be read by all therapists and carers using the equipment and should be retained for future reference. The product should always be used under adult supervision.</p> <p>Any incorrect use of the product and failure to follow the instructions may put the user at risk or impede the function. If you have any queries using this product or wish for further copies, please do not hesitate to contact Customer Service department on T: +44 (0) 1626 835552.</p>
---	--

2.0 ILLUSTRATION OF YOUR ADJUSTABLE HEIGHT WHEELY STOOL


- A. Stool cushion
- B. Braked castors



2.1 TECHNICAL DATA

Size		1
Product Code		4182
Width	mm	450
Depth	mm	370
Height min	mm	340
Height max	mm	460

3.0 FOR YOUR SAFETY

	STOP!
	Please read these instructions CAREFULLY and THOROUGHLY


- If you believe the product to be faulty at any time, **DO NOT USE** – contact Smirthwaite by telephone on +44 (0) 1626 835552.
- The product is **ONLY** to be used indoors on a flat level surface.
- The user should always sit **ASTRIDE** the product when using for mobility.
- Regular maintenance checks and cleaning are essential for the safe use of this equipment (see Section 5.0 Care and Maintenance).
- Always keep this product away from naked flames, cigarettes and sources of heat including open fireplaces, radiators and heaters.
- **DO NOT** fit parts or accessories of other manufacturers to this product unless authorised to do so in writing by G&S Smirthwaite Ltd. Failure to follow these instructions will not only invalidate the guarantee but could make the product dangerous to use. G&S Smirthwaite Ltd will not accept liability for any injury or damage incurred through such malpractices. Any repairs required must be carried out by G&S Smirthwaite Ltd authorised personnel.

4.0 UNPACKING YOUR PRODUCT

- Your product will be delivered assembled.
- Check for damage and missing parts prior to use.

If you believe this product to be faulty - **DO NOT USE** - Contact G&S Smirthwaite Ltd on T: +44 (0) 1626 835552.


5.0 ADJUSTING YOUR PRODUCT

	STOP!
	<p>If in any doubt, ALWAYS seek ADVICE</p> <p>Always turn handwheels, levers and screws clockwise to tighten or anti-clockwise to loosen.</p>


5.1 HEIGHT

Always adjust the product to suit the needs of the individual user.

- Using the hexagonal key provided, loosen the screw (A) found in the stool leg.
- Slide the inner tube (with castor) to the desired height.
- Re-tighten the screw (A).
- Repeat for the three other legs.
- Ensure the stool cushion is level, and all screws are tight before use.




6.0 CARE AND MAINTENANCE

	IMPORTANT!
	Cleaning is recommended on a regular basis.

- Clean upholstery, metal and wooden parts with a damp cloth and mild detergent.
- Stubborn marks on wood work should be cleaned by using a soft brush.
- Do not soak or immerse the product in water.
- Store the product in a cool dry place and out of direct sunlight.
- DO NOT use bleach, solvents, abrasives, synthetic detergents, wax polishes, antibacterial sprays or wipes.
- For further information please refer to MHRA or your NHS cleaning guidelines.

6.1 DAILY CHECKS

- Check all parts for signs of wear and tear or damage.
- Check castors are not damaged, and brakes function correctly.
- Check all screws, lever locks, and handwheels are present and lock satisfactorily.

	STOP!
	The user should not be seated while the checks are carried out.

6.2 SERVICE INTERVAL

Wheely stools should be serviced every 3 years. Servicing must only be undertaken by a Smirthwaite service engineer, or by a Smirthwaite trained representative.

7.0 GUARANTEE & SERVICE

The product is issued with a full parts and labour guarantee for 2 years from the date of delivery. This guarantee does not apply to accidental damage caused through inappropriate use of the product. This guarantee is issued at the discretion of G&S Smirthwaite Ltd on RTB (Return to Base) basis. If you have any questions or doubts relating to the safety or use of the product please contact us for advice or assistance on:

T: +44 (0) 1626 835552

E: info@smirthwaite.co.uk

8.0 CONTINUOUS IMPROVEMENT

G&S Smirthwaite Ltd are committed to continuous improvement to their product range. Should you have any suggestions or comments please send them to our product design department at: info@smirthwaite.co.uk.

G&S Smirthwaite Ltd reserve the right to change the specification or material without prior notice.

For catalogues, help and further information on our products please contact us at:

G&S Smirthwaite Ltd
17 Wentworth Road
Heathfield
Devon TQ12 6TL

T: +44 (0) 1626 835552

F: +44 (0) 1626 835428

E: info@smirthwaite.co.uk

W: www.smirthwaite.co.uk

9.0 WARRANTY & AFTERSALE

9.1 Product Information

Model:	
Size:	
Date of Manufacture:	
Serial Number:	

9.2 Service & inspection record form:

Date	Procedure	Service Personnel



G&S Smirthwaite, 17 Wentworth Road, Heathfield, Newton Abbot, Devon.TQ12 6TL
T: +44 (0) 1626 835552 F: +44 (0) 1626 835428 E: info@smirthwaite.co.uk
W: www.smirthwaite.co.uk