





Welcome to Changing & Showering

When children and adults are unable to dress or shower independently more supportive equipment is required. Our Changing & Showering range provides a wide choice of height adjustable tables. Whether you are looking for wall mounted or fully mobile, for a dry or wet-room, we have a solution to suit your needs.

Design simplicity

Special needs equipment is often overly complex, difficult to use and expensive to maintain. At Smirthwaite we believe in well-made, easy to use products that stand the test of time. Through close consultation with therapists and users, our designs offer numerous benefits whilst maintaining a no-fuss, simplistic appeal.

Survey and design

Our national team of trained Product Advisors offer free no obligation demonstrations and assessments. We also provide free on-site surveys and room layout drawings to help determine the suitability of our changing and showering equipment within your required space and location.

Service and installation

If you have chosen a product that requires installation, our Service Engineers are on hand to install your equipment on-site at a time that is convenient to you. We also offer responsive as well as scheduled maintenance and servicing to ensure your products are well looked after for complete peace of mind.

We recognise the importance of affordability and quality.

contents

easi-lift	03
hi-riser	05
hi-riser showering	07
mobi changer	09
mobi shower trolley	11
technical data	13
technical support	17
colour ranges	18



**for children
& adults**

easi-lift

Colour range



Easi-lift has a powder coated frame suitable for dry rooms

no floor fixing required



A perfect solution for dry room changing

Space saving design

Easi-lift is an electrically operated wall mounted changing table designed to fit in a room where space is at a premium. Its compact design means that it fits well into a wide range of environments.

No floor fixing

Most height adjustable changing tables need to be installed to both the wall and floor. The Easi-lift has been designed to require wall fixing only. This is particularly beneficial where the type of floor, surface pipework or cabling prevents floor installation.

Prevents back injury

The Easi-lift gives an excellent height range to meet varying needs. The table can easily be set to a safe and suitable working height to help prevent the risk of back injury to the carer.

Stowaway side rail

The Easi-lift has been designed with a unique safety side rail that can be easily stowed away beneath the table. This allows maximum clearance for safe and easy transfer.

Key features



Unique stowaway side rail



Folds away to save on space



Goes low for easy transfer



No floor fixing

Options

The Easi-lift is available in six sizes and a wide choice of colours. Please note that it is suitable for dry room environments only.

Key features

- No floor installation required
- Space saving design
- Excellent height range
- Stowaway side rail
- Easy to clean padded surface
- Range of upholstery colours
- Electrically operated height adjustment

Services offered

- ✓ On-site surveys
- ✓ Design service
- ✓ Installation
- ✓ Servicing

For further technical data please go to page 13

hi-riser

Colour range



Hi-riser pictured
in stainless steel
for wet-room use

a changing table with a
wider choice of options



A popular choice for schools

Robust yet slimline

Hi-riser is an electrically operated wall mounted changing table that is suitable for children and adults of up to 200 kg. Despite being extremely robust, the Hi-riser offers a slimline design that ensures it fits easily into most environments.

Easy transfer

As with all our changing tables, the Hi-riser has been designed so that it can be used with any mobile or ceiling hoist. The unique safety side rail stows away, improving access for transfer from a wheelchair, shower and toileting chair.

Sizes to suit

We understand that every need is different. For this reason, the Hi-riser comes in seven different sizes from young child to adult.

Options

The Hi-riser comes in a cream powder coated frame for dry rooms or stainless steel frame for wet-rooms.

Key features



Unique stowaway side rail



Folds away to save on space



Available in a cream powder coated frame



Available in a stainless steel frame

Key features

- Wall and floor mounted
- Excellent height range
- Stowaway side rail
- Easy to clean padded surface
- Choice of colours and sizes
- Frames available for both dry and wet-room environments
- Wall mounting kit included

Services offered

- ✓ On-site surveys
- ✓ Design service
- ✓ Installation
- ✓ Servicing

For further technical data please go to page 14

hi-riser showering

Colour range



a showering and
changing table in one

Versatile and easy to use

Two-in-one

The Hi-riser Showering is an easy to use two-in-one wall and floor mounted showering and changing table. Its robust yet slimline design makes it suitable for children and adults of up to 150 kg. Its versatility enables it to be an ideal solution for swimming, hydrotherapy as well as bathroom environments.

Comfortable & hygienic

The Hi-riser Showering has been designed with reinforced PVC making it highly supportive yet soft to lie on. Its stainless steel frame facilitates cleaning making it a perfect choice for multi-user environments.

Quick drainage

Water can easily be drained away using the integral drainage pipe that can be detached for cleaning. The Hi-riser Showering is supplied with flexible pipe work to use with a suitable floor drain or it can alternatively be plumbed in.

Options

The Hi-riser Showering is available in two sizes, and comes complete with a padded safety rail.

Key features



Drainage pipe



Folds away to save on space



Handset works safely in wet rooms



Unique stowaway side rail

Key features

- Changing and showering in one
- Comfortable and supportive
- Stainless steel construction
- Easy to clean
- Excellent height range
- Fasteners included

Services offered

- ✓ On-site surveys
- ✓ Design service
- ✓ Installation
- ✓ Servicing

For further technical data please go to page 15

mobi changer

Colour range



a mobile and
versatile changer



No installation required

Room to room

The Mobi Changer is a fully mobile changing table that requires no installation or fixing. Its compact and slimline design means that it can easily be manoeuvred from room to room making it an extremely cost effective option for a multi-transfer or multi-user environment.

Height adjustable

The electrically operated Mobi Changer offers an excellent height range and can be lowered and raised at the touch of a button. Safe and suitable working heights can be achieved to help prevent risk of back injury to the carer.

Easy transfers

The Mobi Changer has been designed to ensure sufficient clearance for a wide number of hoists. Its mobility and unique stowaway side rails enable safe and easy handling to be achieved. Whether you are transferring from bed, wheelchair or toileting chair – the Mobi Changer provides the perfect solution.

Safety skirt

The Mobi Changer has an innovative protective skirt to prevent any contact with the powered lifting mechanism ensuring the carer can work in safety and complete peace of mind.

Key features



Optional angled back



Lowered for easy transfer



Available in a cream powder coated frame



Unique stowaway side rails

Options

The Mobi Changer is available in a powder coated frame for dry rooms or stainless steel frame for wet rooms. It comes in three different sizes and a wide choice of colours.

Key features & accessories

- Mobile and easy to manoeuvre
- Excellent height range
- Unique stowaway side rails
- Easy to clean padded surface
- Optional angled back (powder coated frames only)
- Optional rechargeable battery pack

Services offered

- ✓ On-site surveys
- ✓ Design service
- ✓ Servicing

For further technical data please go to page 16

mobi shower trolley

Colour range



a safe option for
showering



Showering made easy

Safe showering

For many children and adults, conventional methods of bathing and showering often become difficult and sometimes hazardous. The Mobi Shower Trolley is a powered height adjustable shower trolley specifically designed to enable your patient to be safely and easily washed or showered by their carer whilst in a reclined/supine position.

Easy to manoeuvre

Mobile and easy to manoeuvre, the Mobi Shower Trolley can be easily wheeled to and from any wet-room, making it an ideal bathing solution for a wide range of care settings. Four locking castors prevent movement during transfer.

Reduces back injury

The Mobi Shower Trolley offers a range of height adjustments to enable the carer to shower and change the patient at a safe and suitable working height. This reduces the risk of back injury for the carer.

Stowaway side rails

The Mobi Shower Trolley has been designed with two unique safety side rails that can be easily stowed away beneath the trolley. This allows maximum clearance for safe, easy transfer and use.

Key features



Stowaway side rails



Wedge shaped pillow



Drainage channel



Stainless steel frame and casters

Key features

- Height adjustable
- Unique stowaway side rails
- Soft comfortable mattress
- Wedge shaped pillow
- Drainage hose
- Mains and battery powered
- Sturdy stainless steel construction

Services offered

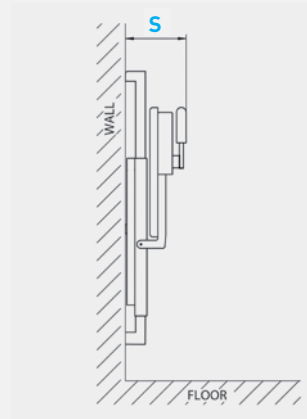
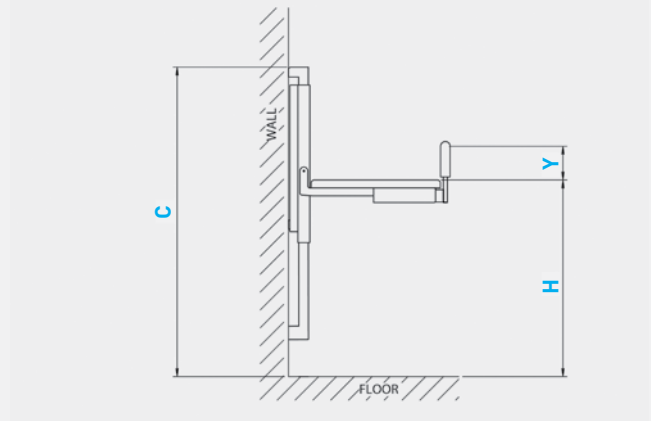
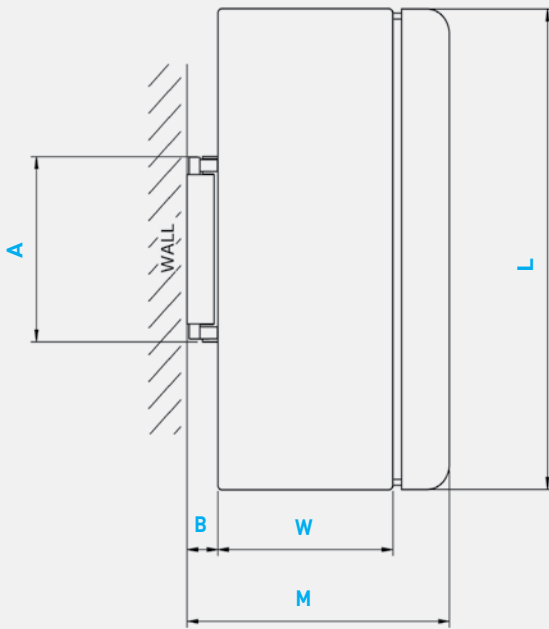
- ✓ On-site surveys
- ✓ Design service
- ✓ Servicing

For further technical data please go to page 16

technical data

easi-lift

see technical data table below



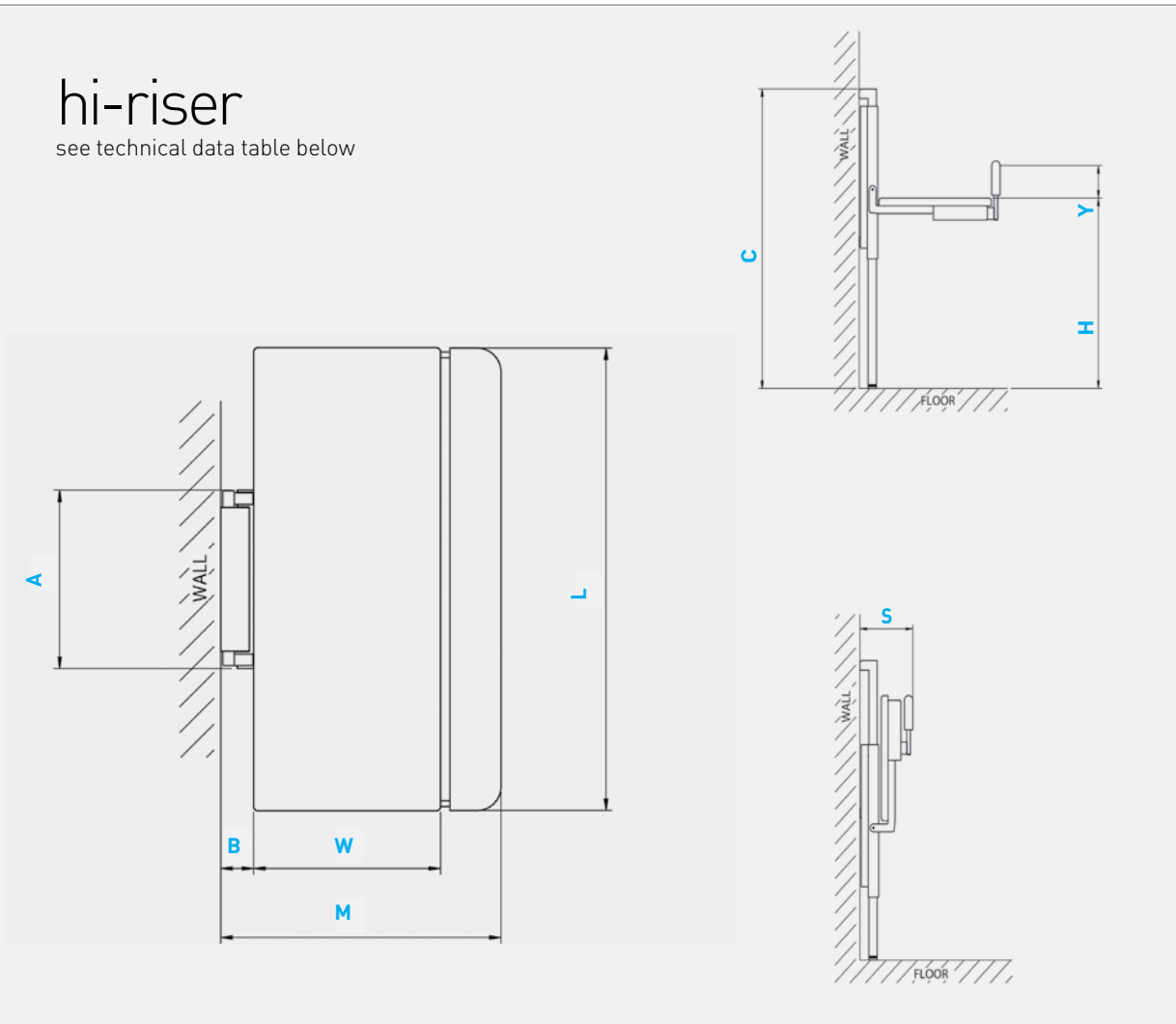
easi-lift*

Mild Steel Powder Coated	Size	Table Dimensions			Height Range	Wall Frame Width	Wall Frame Depth	Wall Frame Height	Safety Side Height	Stored Width	User Weight	Shipping Weight
		L mm	W mm	M mm								
3081	1	1200	550	875	450-950**	700	110	1320	165	305	150	80
3082	2	1300	550	875	450-950**	700	110	1320	165	305	150	82
3083	3	1400	600	925	450-950**	700	110	1320	165	305	150	84
3084	4	1500	600	925	450-950**	700	110	1320	165	305	150	86
3085	5	1600	650	975	450-950**	700	110	1320	165	305	150	88
3086	6	1700	650	975	450-950**	700	110	1320	165	305	150	90

**dependant on installed height

hi-riser

see technical data table below



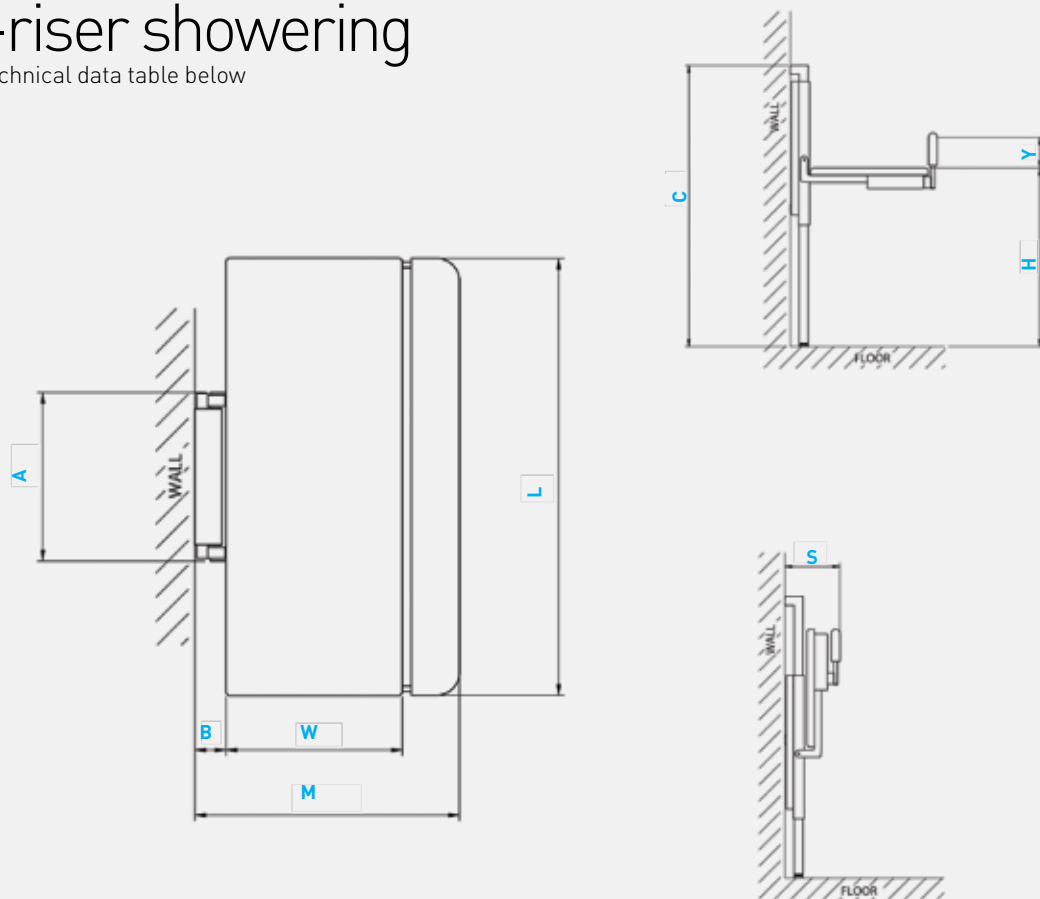
hi-riser*

Mild Steel Powder Coated	Stainless Steel	Size	Table Dimensions			Height Range	Wall Frame Width	Wall Frame Depth	Wall Frame Height	Safety Side Height	Stored Width	User Weight	Shipping Weight
			L mm	W mm	M mm								
3041	3051	1	1200	550	875	400 - 1000	700	110	1545	165	305	200	80
3042	3052	2	1300	550	875	400 - 1000	700	110	1545	165	305	200	82
3043	3053	3	1400	600	925	400 - 1000	700	110	1545	165	305	200	84
3044	3054	4	1500	600	925	400 - 1000	700	110	1545	165	305	200	86
3045	3055	5	1600	650	975	400 - 1000	700	110	1545	165	305	200	88
3046	3056	6	1700	650	975	400 - 1000	700	110	1545	165	305	200	90
3047	3057	7	1800	650	975	400 - 1000	700	110	1545	165	305	200	92

technical data

hi-riser showering

see technical data table below



hi-riser showering*

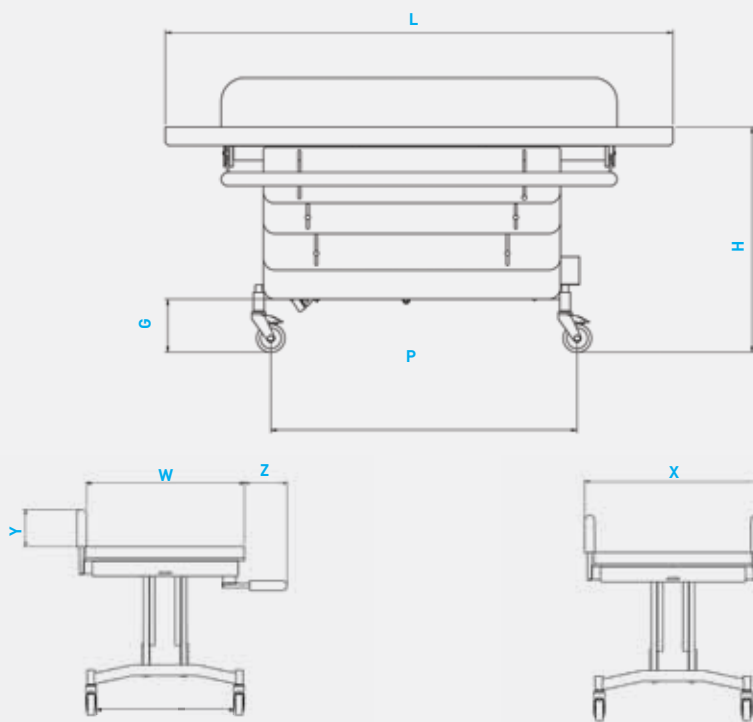
Stainless Steel	Size	Table Dimensions			Height Range	Wall Frame Width	Wall Frame Depth	Wall Frame Height	Safety Side Height	Stored Width	User Weight	Shipping Weight
		L mm	W mm	M mm								
3063	1	1400	650	1110	390 - 960	700	110	1550	165	300	150	80
3067	2	1800	650	1110	390 - 960	700	110	1550	165	300	150	85

*Optional for stud walls for hi-riser, hi-riser showering and easi-lift

Back Board	Codes	Dimensions mm	Shipping Weights kg
Hi-riser	BK165	1220 x 850 x 24	17
Easi-lift	BK093	1500 x 850 x 24	21

mobi changer & mobi shower trolley

see technical data table below



mobi changer

Mild Steel Powder Coated	Stainless Steel	Size	User Weight	Height Range	Table Dimensions		Safety Sides		Safety Sides Operational Space	Castor Centres		Nominal Clearances	Shipping Weights	
Flat	Angled Back	Flat	kg	H mm	L mm	W mm	Width X mm	Height Y mm	Z mm	P mm	Q mm	G mm	kg	
3121	BE002	3141	1	227	470-950	1400	750	840	165	200	1090	700	190	86
3122	BE003	3142	2	227	470-950	1600	750	840	165	200	1090	700	190	88
3123	BE004	3143	3	227	470-950	1800	750	840	165	200	1090	700	190	90

mobi shower trolley

Size	User Weight	Height Range	Table Dimensions		Castor Centres		Shipping Weights
	kg	mm	L mm	W mm	P mm	Q mm	kg
1	220	465-925	1800	750	1090	700	86

Understanding the needs of both the user and the carer is critical to the success of our products.



technical support & warranty

Technical support

Our dedicated Technical Support team are on hand to provide free no obligation demonstrations and assessments. We also provide free on-site surveys and room layout drawings to help determine the suitability of our Changing & Showering equipment within your required space and location.

If you have chosen a product that requires installation, our Service Engineers will install your equipment on-site when convenient to you.

For further information contact our Technical Support team on **01626 835552** or email **info@smirthwaite.co.uk**

We also offer responsive as well as scheduled maintenance and servicing to ensure your products are well looked after for complete peace of mind.

Warranty











G&S Smirthwaite Ltd warrants the products detailed in this catalogue to be free from defects in the materials and workmanship for a period of 2 years from date of delivery.







colour ranges

Griffin range


			
rouge	pistache	jaune	sable
			
vert	cromarty	lavender	neige
		Griffin range includes: easi-lift, hi-riser, mobi changer	
colza	bleu		

Wild heather material range

	
lomand	skye

Wild heather range includes: easi-lift, hi-riser, mobi changer

Showering range


bleu

Showering range includes: hi-riser showering, mobi shower trolley

*Specific colours apply
Colour choices are only applicable to products detailed against each colour range. Colours are a guide only and may vary due to limitations of the print process. Please ask for details.

a diverse range
packed with extra
services and support

telephone

01626 835552

fax

01626 835428

email

info@smirthwaite.co.uk

website

www.smirthwaite.co.uk

G&S Smirthwaite Ltd

17 Wentworth Road, Heathfield,
Newton Abbot, Devon TQ12 6TL



Smirthwaite reserves the right to modify product specifications at anytime without prior notification.
All details shown are correct at time of print. Smirthwaite® is a registered trade mark of Smirthwaite Limited.

E&OE 2/2

