

# Ladder Back Chairs

---

## INSTRUCTIONS FOR USE

Codes (Low Ladder): 4381- 4383

Codes (High Ladder): 4386 - 4388



## CONTENTS

## PAGE


1.0 INTRODUCTION	1
2.0 TECHNICAL DATA	2
3.0 FOR YOUR SAFETY	3
4.0 UNPACKING YOUR PRODUCT	3
5.0 CARE & MAINTENANCE	4
6.0 GUARANTEE & SERVICE	4
7.0 CONTINUOUS IMPROVEMENT	5
8.0 WARRANTY & AFTERSALE	6

---

### 1.0 INTRODUCTION

Thank you for choosing the Smirthwaite Ladder Back Chair.

Developed in conjunction with the Peto Institute in Budapest, our ladder back chairs are designed for progressive use by children from a very early age. Ladders can be used as an aid to standing, walking, sitting, and toileting. Accessories such as potties and ladder storage boxes are also available.

	<p><b>IMPORTANT!</b></p> <p><b>These instructions should be read by all therapists and carers using the equipment and should be retained for future reference. The product should always be used under adult supervision.</b></p> <p><b>Any incorrect use of the product and failure to follow the instructions may put the user at risk or impede the function. If you have any queries using this product or wish for further copies, please do not hesitate to contact Customer Service department on T: +44 (0) 1626 835552.</b></p>
---	--

## 2.0 TECHNICAL DATA – LOW LADDER BACK CHAIR


Size		1	2	3
Product Code		<b>4381</b>	<b>4382</b>	<b>4383</b>
Ladder height	mm	600	750	900
Seat width	mm	300	350	370
Seat depth	mm	250	290	340
Seat height *	mm	290	330	370

## 2.1 TECHNICAL DATA – HIGH LADDER BACK CHAIR

Size		1	2	3
Product Code		<b>4386</b>	<b>4387</b>	<b>4388</b>
Ladder height	mm	900	1130	1355
Seat width	mm	450	450	450
Seat depth	mm	375	400	425
Seat height *	mm	375	400	425

\* Height is from floor to top of seat

### 3.0 FOR YOUR SAFETY

	<b>STOP!</b>
	<b>Please read these instructions CAREFULLY and THOROUGHLY</b>


- The user should NOT be left unattended whilst using the product. Always ensure a responsible therapist or carer is in attendance.
- If you believe the product to be faulty at any time, **DO NOT USE** – contact Smirthwaite by telephone on +44 (0) 1626 835552.
- The therapist should be familiar with the methods of adjustment and have completed all adjustments appropriately to meet the needs of the child before use.
- The product is **ONLY** to be used indoors on a flat level surface.
- Regular maintenance checks and cleaning are essential for the safe use of this equipment (see Section 6.0 Care and Maintenance).
- Always keep this product away from naked flames, cigarettes and sources of heat including open fireplaces, radiators and heaters.
- **DO NOT** fit parts or accessories of other manufacturers to this product unless authorised to do so in writing by G&S Smirthwaite Ltd. Failure to follow these instructions will not only invalidate the guarantee but could make the product dangerous to use. G&S Smirthwaite Ltd will not accept liability for any injury or damage incurred through such malpractices. Any repairs required must be carried out by G&S Smirthwaite Ltd authorised personnel.

### 4.0 UNPACKING AND ASSEMBLING YOUR PRODUCT

- Your product will be delivered assembled, ready to use.
- Please check all parts before use.

If you believe this product to be faulty - **DO NOT USE** - Contact G&S Smirthwaite Ltd on T: +44 (0) 1626 835552.


## 5.0 CARE AND MAINTENANCE

	<b>IMPORTANT!</b>
	<b>Cleaning is recommended on a regular basis</b>

- Clean wooden parts with a damp cloth and mild detergent.
- Stubborn marks on wood work should be cleaned by using a soft brush.
- Do not soak or immerse the product in water.
- Store the product in a cool dry place and out of direct sunlight.
- DO NOT use bleach, solvents, abrasives, synthetic detergents, wax polishes, antibacterial sprays or wipes.
- For further information please refer to MHRA or your NHS cleaning guidelines.

### 5.1 DAILY CHECKS

- Check all parts for signs of wear and tear or damage.
- Ensure all screws are present and tightened.

	<b>STOP!</b>
	<b>The product should not be in use while the checks are carried out.</b>

### 5.2 SERVICE INTERVAL

Ladder back chairs should be serviced every 3 years. Servicing must only be undertaken by a Smirthwaite service engineer, or by a Smirthwaite trained representative.

## 6.0 GUARANTEE & SERVICE

The product is issued with a full parts and labour guarantee for 2 years from the date of delivery. This guarantee does not apply to accidental damage caused through inappropriate use of the product. This guarantee is issued at the discretion of G&S Smirthwaite Ltd on RTB (Return to Base) basis.

If you have any questions or doubts relating to the safety or use of the product please contact us for advice or assistance on:

T: +44 (0) 1626 835552

E: [info@smirthwaite.co.uk](mailto:info@smirthwaite.co.uk)

## **7.0 CONTINUOUS IMPROVEMENT**

G&S Smirthwaite Ltd are committed to continuous improvement to their product range. Should you have any suggestions or comments please send them to our product design department at: [info@smirthwaite.co.uk](mailto:info@smirthwaite.co.uk)

G&S Smirthwaite Ltd reserve the right to change the specification or material without prior notice.

For catalogues, help and further information on our products please contact us at:

G&S Smirthwaite Ltd  
17 Wentworth Road  
Heathfield  
Devon  
TQ12 6TL

T: +44 (0) 1626 835552

F: +44 (0) 1626 835428

E: [info@smirthwaite.co.uk](mailto:info@smirthwaite.co.uk)

W: [www.smirthwaite.co.uk](http://www.smirthwaite.co.uk)





G&S Smirthwaite, 17 Wentworth Road, Heathfield, Newton Abbot, Devon.TQ12 6TL  
T: +44 (0) 1626 835552 F: +44 (0) 1626 835428 E: [info@smirthwaite.co.uk](mailto:info@smirthwaite.co.uk)  
W: [www.smirthwaite.co.uk](http://www.smirthwaite.co.uk)