

Plinths

INSTRUCTIONS FOR USE

Codes: Folding Plinths 4500-4527

Codes: Stacking Plinths 4530-4557




CONTENTS	PAGE
1.0 INTRODUCTION	1
2.0 TECHNICAL DATA	2
3.0 FOR YOUR SAFETY	3
4.0 UNPACKING AND ASSEMBLY OF YOUR PRODUCT	4
5.0 CARE & MAINTENANCE	5
6.0 GUARANTEE AND SERVICE	5
7.0 CONTINUOUS IMPROVEMENT	6
8.0 WARRANTY & AFTERSALE	6

1.0 INTRODUCTION

Thank you for choosing your new Smirthwaite Product.

Our highly popular stacking plinths can be used for group or individual use within schools or home environments. Our folding plinths provide further functionality, being ideal for storage.

	<p>IMPORTANT!</p> <p>These instructions should be read by all therapists and carers using the equipment and should be retained for future reference. The product should always be used under adult supervision.</p> <p>Any incorrect use of the product and failure to follow the instructions may put the user at risk or impede the function. If you have any queries using this product or wish for further copies, please do not hesitate to contact Customer Service department on T: +44 (0) 1626 835552.</p>
---	--

2.0 TECHNICAL DATA


2.1 FOLDING PLINTHS

Size		1	2	3	4
Product Code		4500/06	4507/13	4514/20	4521/27
Width	mm	1070	1500	1675	1830
Depth	mm	665	745	840	840
Height range	mm	380-740	380-740	380-740	380-740

2.2 STACKING PLINTHS

Size		1	2	3	4
Product Code		4530/36	4537/43	4544/50	4551/57
Width	mm	1070	1500	1675	1830
Depth	mm	660	740	850	850
Height range	mm	380-740	380-740	380-740	380-740

3.0 FOR YOUR SAFETY

	STOP!
	Please read these instructions CAREFULLY and THOROUGHLY

- The user should NOT be left unattended whilst using the product. Always ensure a responsible adult or carer is in attendance.
- Regular maintenance checks and cleaning are essential for the safe use of this equipment (see care and maintenance section).
- If any part is loose, damaged or functioning incorrectly, do not use until rectified.
- This product is intended for indoor use only.
- Always keep this product away from naked flames, cigarettes and sources of heat including open fireplaces, radiators and heaters.

If you believe this product to be faulty **-DO NOT USE-** Contact G&S Smirthwaite Ltd on
T: +44 (0) 1626 835552


4.0 UNPACKING AND ASSEMBLY OF YOUR PRODUCT

- Your Folding Plinth will be delivered assembled.
- Your Stacking Plinth will require assembly.
 - Lie the plinth upside down on a flat surface.
 - Fit two bolts (8mm) into the indentations in each leg.
 - Align the bolts with the holes on the plinth and push through until they appear on the inside of the plinth.
 - Fit two washers and nuts.
 - Tighten the nuts using an 8mm spanner or socket.
 - Repeat for the three other legs.
 - Turn the plinth upright and check it is level and secure before use.
- Check all parts for missing items and damage prior to use.
- Additional accessories are available – please contact the factory or your local Technical Product Advisor for more assistance/detail.

Should you wish to query any aspect of your product, please contact G&S Smirthwaite Customer Services on:

T: +44 (0) 1626 835552
E: info@smirthwaite.co.uk

5.0 CARE AND MAINTENANCE


	IMPORTANT!
	Cleaning is recommended on a regular basis

All our wooden products are easy to clean.

- Clean wooden parts with a damp cloth and mild detergent.
- Stubborn marks on wood work should be cleaned by using a soft brush.
- Do not soak or immerse the product in water.
- Store the product in a cool dry place, out of direct sunlight.
- DO NOT use bleach, solvents, abrasives, synthetic detergents, wax polishes, antibacterial sprays or wipes.
- For further information please refer to MHRA or your NHS cleaning guidelines.

5.1 DAILY CHECKS

- Check all parts for signs of wear and tear or damage.
- Ensure all screws are present and tightened.

	STOP!
	The product should not be in use while the checks are carried out.

5.2 SERVICE INTERVAL

Plinths should be serviced every 3 years. Servicing must only be undertaken by a Smirthwaite service engineer, or by a Smirthwaite trained representative.

6.0 GUARANTEE & SERVICE

This product is issued with a full parts and labour guarantee for 2 years from the date of delivery. This guarantee does not apply to accidental damage caused through inappropriate use of the product. This guarantee is issued at the discretion of G&S Smirthwaite Ltd on RTB (Return to Base) basis.

If you have any questions or doubts relating to the safety or use of the chair please contact us for advice or assistance on:

T: +44 (0) 1626 835552

E: info@smirthwaite.co.uk

7.0 CONTINUOUS IMPROVEMENT

G&S Smirthwaite Ltd are committed to continuous improvement to their product range. Should you have any suggestions or comments please send them to our product design department at: info@smirthwaite.co.uk.

G&S Smirthwaite Ltd reserve the right to change the specification or material without prior notice.

For catalogues, help and further information on our products please contact us at:

G&S Smirthwaite Ltd
17 Wentworth Road
Heathfield
Devon TQ12 6TL

T: +44 (0) 1626 835552

F: +44 (0) 1626 835428

E: info@smirthwaite.co.uk

W: www.smirthwaite.co.uk

8.0 WARRANTY & AFTERSALE

8.1 Product Information

Model:	
Size:	
Date of Manufacture:	
Serial Number:	

8.2 Service & inspection record form:

Date	Procedure	Service Personnel



G&S Smirthwaite, 17 Wentworth Road, Heathfield, Newton Abbot, Devon.TQ12 6TL
T: +44 (0) 1626 835552 F: +44 (0) 1626 835428 E: info@smirthwaite.co.uk
W: www.smirthwaite.co.uk