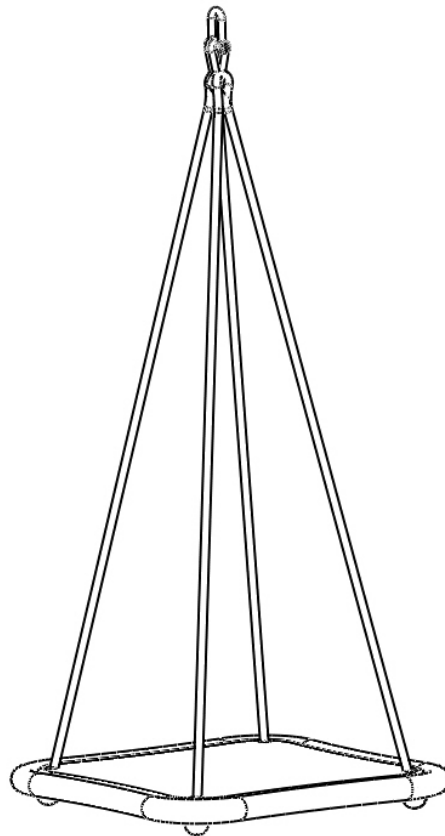


Swing Platform

INSTRUCTIONS FOR USE
Codes 41111, 41121, 41131



CONTENTS	PAGE
1.0 INTRODUCTION	1
2.0 ILLUSTRATION OF YOUR SWING PLATFORM	2
3.0 FOR YOUR SAFETY	3
4.0 UNPACKING YOUR SWING PLATFORM	4
5.0 CARE & MAINTENANCE	5
6.0 GUARANTEE & SERVICE	6
7.0 CONTINUOUS IMPROVEMENT	6
8.0 WARRANTY & AFTERSALE	7

1.0 INTRODUCTION

Thank you for choosing your new Smirthwaite Swing Platform.

Our Swing Platforms have been designed to create vestibular input, encourage good balance and improve weight-shifting abilities/co-ordination. The platforms are available in several different sizes, to suit client needs from small child to young adult. They are designed to be hung from a single fixing point.

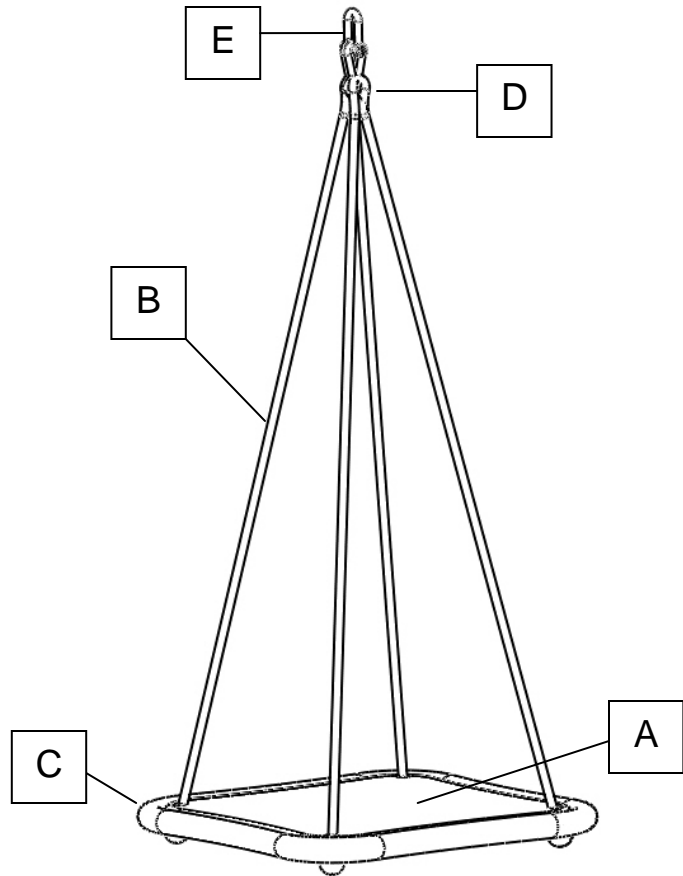
IMPORTANT!

These instructions should be read before using the equipment and should be retained for future reference.

Any incorrect use of the product and failure to follow the instructions may put the user at risk or impede the function. If you have any queries using this product or wish for further copies, please do not hesitate to contact Customer Service department on
T: +44 (0) 1626 835552.

2.0 ILLUSTRATION OF YOUR SWING PLATFORM

- A. Padded platform
- B. Support ropes
- C. Edge padding
- D. Carabiners
- E. Shackle



3.0 FOR YOUR SAFETY

PLEASE READ THESE INSTRUCTIONS BEFORE USING THE SWING PLATFORM.

- The user should NOT be left unattended whilst using the product. Always ensure a responsible adult or carer is in attendance.
- The carer should be familiar with the methods of adjustment and have completed all adjustments appropriately to meet the needs of the child before use.
- Regular maintenance checks and cleaning are essential for the safe use of this equipment (see care and maintenance section).
- If any part is loose, damaged or functioning incorrectly, do not use until rectified.
- This product is intended for indoor use only.
- Always keep this product away from naked flames, cigarettes and sources of heat including open fireplaces, radiators and heaters.
- A minimum ceiling height of 8'2.4m is recommended.
- Maximum working load: 300lb/136kg.
- This product is supplied with a safety snap as standard. It is recommended a rotational safety device (available separately) is also used to prevent abnormal wear.
- This product is designed for use with Smirthwaite's suspension equipment. When installed on suspension equipment supplied by other manufacturers, **ensure** the swing platform is attached via a forged steel eyebolt (1/2" or 5/8").
- The client should always wear a safety helmet with all suspended equipment.
- Floor mats of proper thickness should be positioned correctly under and around all suspended equipment.

If you believe this product to be faulty - **DO NOT USE** - Contact G&S Smirthwaite Ltd on T: +44 (0) 1626 835552.

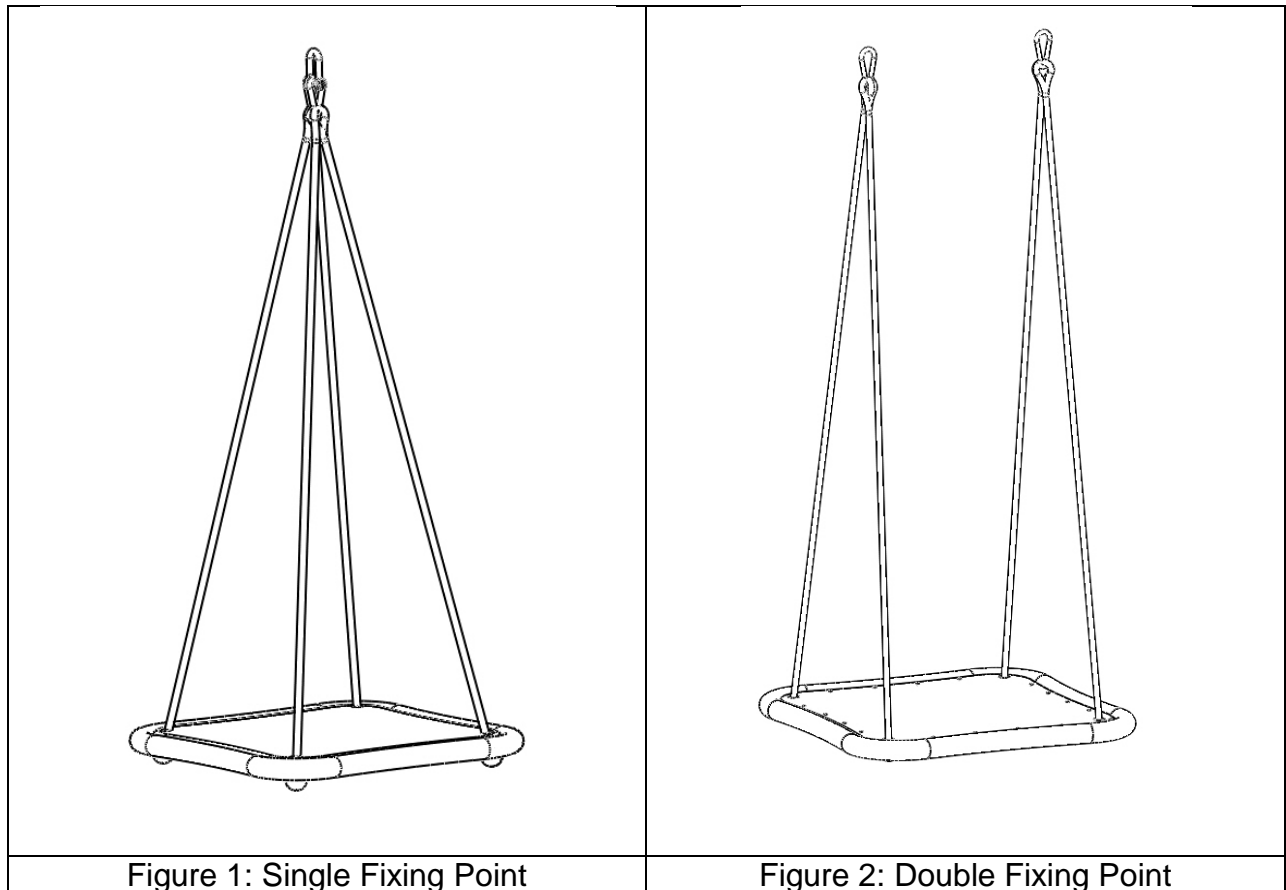
4.0 UNPACKING YOUR SWING PLATFORM

- The Swing Platform is supplied fully assembled.
- Please take note of any instructions on the packaging/box when unpacking.
- Once the product has been carefully unpacked, please check all parts.
- If any part is loose, damaged or functioning incorrectly, do not use until rectified.

Should you wish to query any aspect of your product, please contact G&S Smirthwaite Customer Services on T: +44 (0) 1626 835552 or E: info@smirthwaite.co.uk.

4.1 HANGING YOUR SWING PLATFORM

- As supplied the Swing Platform is configured to be mounted to a single point via a shackle (see Figure 1).
- To fit to a double point, simply unclip the platform from the shackle and suspend as shown in Figure 2.



5.0 CARE AND MAINTENANCE

All our wooden products are easy to clean.

! CAUTION

CLEANING IS RECOMMENDED ON A REGULAR BASE.

- Clean upholstery and wooden parts with a damp cloth and mild detergent.
- Stubborn marks on the woodwork should be cleaned by using a soft brush.
- Do not soak or immerse the product in water.
- Store the product in a cool dry place and out of direct sunlight.
- DO NOT use bleach, solvents, abrasives, synthetic detergents, wax polishes, antibacterial sprays or wipes.

! CAUTION

REGULAR MAINTENANCE CHECKS ARE RECOMMENDED.

DAILY & MONTHLY CHECKS

- Check the product for damage or loose components.
- Check the structure of the product for signs of damage wear and tear.
- Keep all parts clean.

6.0 GUARANTEE & SERVICE

The Swing Platform is issued with a full parts and labour guarantee for 2 years from the date of delivery. This guarantee does not apply to accidental damage caused through inappropriate use of the product. This guarantee is issued at the discretion of G&S Smirthwaite Ltd on RTB (Return to Base) basis. If you have any questions or doubts relating to the safety or use of the chair please contact us for advice or assistance on:

T: +44 (0) 1626 835552
E: info@smirthwaite.co.uk

7.0 CONTINUOUS IMPROVEMENT

G&S Smirthwaite Ltd are committed to continuous improvement to their product range. Should you have any suggestions or comments please send them to our product design department at: info@smirthwaite.co.uk.

G&S Smirthwaite Ltd reserve the right to change the specification or material without prior notice.

For catalogues, help and further information on our products please contact us at:

G&S Smirthwaite Ltd
17 Wentworth Road
Heathfield
Devon TQ12 6TL

T: +44 (0) 1626 835552
F: +44 (0) 1626 835428

E: info@smirthwaite.co.uk
W: www.smirthwaite.co.uk

8.0 WARRANTY & AFTERSALE

8.1 Product Information

Model:	
Size:	
Date of Manufacture:	
Serial Number:	

8.2 Service & inspection record form:

Date	Procedure	Service Personnel



G&S Smirthwaite, 17 Wentworth Road, Heathfield, Newton Abbot, Devon.TQ12 6TL
T: +44 (0) 1626 835552 F: +44 (0) 1626 835428 E: info@smirthwaite.co.uk
W: www.smirthwaite.co.uk