



Sleep Systems

seating • standing • toileting • bathing
changing • showering
desks • tables • sleeping • therapy
sensory • moving • handling



supporting children and
their families **for life**

welcome

Since 1986, Smirthwaite has developed and retained its reputation as one of the leading designers and manufacturers of bespoke special needs equipment. In that time, we have dedicated ourselves to finding and providing effective solutions that offer significant benefits to babies, children and young adults in their daily lives. Working closely with children, parents, carers and therapists, we have developed an innovative and comprehensive range of seating, standing, tables, desks, toileting, bathing, changing, showering, moving & handling, sleeping, therapy and sensory products.



sleep systems

Children and adults will spend around a third of their time sleeping and a sleep systems can be used to help achieve this

As they snooze, the body goes into repair mode and a lot of physical and cognitive development (e.g. speech and memory) happens during those vital 8 hours. The paediatric snooooooze and Little Dots sleep positioning and sleep systems were developed with children's needs at the centre of the design. We also offer an adults range based on the successful paediatric sleep systems.

Designed with comfort and purpose in mind

Developed in consultation with Occupational Therapists and multidisciplinary teams across the UK, the paediatric snooooooze and Little Dots sleep system offers flexible (and bespoke) positioning solutions to support individuals in supine (on their back) side and semi prone lying positions, ensuring that they stay in the correct position overnight whilst still maintaining a high level of comfort.

Flexible, durable and safe

Options of being able to change filling amount and the ability to adjust the concentration gives the system truly flexible characteristics, needed very much for clients with low body mass. Covered in Dartex and washable at 95 degrees infection control is addressed. Simply fit the mattress cover, align the client in the optimum position then support only where necessary so minimising the cushioning the client is in contact with, we therefore reduce the chances of overheating.

Made to measure sleep systems

We understand that no 'off-the-shelf' system can provide solutions to all sleep positioning needs. Snooooooze and Little Dots can answer most, and by having easy access to our manufacturing base, we are able to offer customised elements delivering unrivalled solutions for the most demanding of postures.

Our sleep systems are portable and easy to wash, they are also convenient for busy parents and carers.

a range to promote integrated posture, for a better night's sleep. Add to your daytime routine for 24hr postural care

Sleep systems

Sleep systems are not designed to stop the child or adult's movements, but simply to provide different levels of support and prevent the user from getting stuck in harmful positions during the night. Fundamentally, sleep systems should enable the user to enjoy a restful night's sleep. To achieve this, we offer two varieties of sleep system:

Little Dots – a supportive system for babies up to 12 months old.

Snooooooze – a flexible system for children through to adults.

Key benefits

Our sleep systems are flexible and highly customisable to the needs of your child or adult. They are adjustable in size (filling can be added or removed) so they grow with your child, are easily portable and have been designed in conjunction with health professionals and carers.

introducing sleep systems

We recognise that everyone is different, which is why we have developed and designed systems that:

- Maximise your patient's potential
- Promote postural integrity
- Encourage better sleep patterns
- Work against postural deterioration
- Offer high levels of compliance
- Improve positioning
- Give the carer respite
- Are easily portable
- Enable adjustability
- Are easy to wash & clean





Children spend approx 1/3 of their time in bed, 24 hr postural management is key to their development

Early intervention

Early intervention is essential for ensuring that your child maximises their social and educational developmental potential. It is vital that your child’s needs are identified as early as possible to ensure the best possible quality of life.

Supportive Little Dots

Little Dots has been designed for new born babies and children up to the age of 12 months old. A highly supportive system, its Segmented Horseshoe and Wedges, dressed with the Fleece Overlay, establishes a profiled shape.

Adjusting for growth


For young children with low body mass and control, it is important to provide cushioning that is volume adjustable. Little Dots cushions allow you to add and remove filling which, in turn, lets the system grow with your child. Little Dots is lightweight, very portable and offers a highly customisable solution to your child’s needs.

daytime therapy

Our sleep systems can be also used for day time therapy in conjunction with the Therapy mat, which is hook & loop receptive.



help achieve an excellent trunk and leg position, whilst stabilising the pelvis



Therapy mat
CODE 9002 size 1, 9003 size 2
Can be used in sensory rooms and for stretching and therapy activities
Size 1 500 x 700mm
Size 2 1730 x 1000mm



Sidney with wrap
CODE 9040
A highly portable multi-use side lying positioning system

 buy online

little dots system - key features



Box W
Wedge & ramp (pair)
Daisy



Fleece overlay
Image presents fleece overlaying Box W, Wedge & ramp (pair) & Daisy



Segmented horseshoe
Supports side lying



Box W
Segmented horseshoe



Fleece overlay
Image presents fleece overlaying Segmented horseshoe & Box W



Little Dots system
Segmented Horseshoe, Daisy, Box W, Fleece Overlay, 3 sizes of Wedges (pairs) and Wedge & ramp (pair)

little dots components (paediatric)



Little Dots system
CODE 9030
Segmented Horseshoe, Daisy, Box W, Fleece Overlay, 3 sizes of Wedges (pairs) and Wedge & ramp (pair)



Fleece overlay
CODE 9038
Double sided fleece is used to overlay on the components



Daisy
CODE 9033
Provides head support
Head angle is increased when Daisy petals are folded




Segmented horseshoe
CODE 9032
Encourages alignment



Box W
CODE 9031
Supports your child’s leg
Prevents rotation and risk of dislocation



Wedge & ramp (pair)
CODE 9034
For less demanding children, gives pelvic positioning and arm support



Wedge (pair)
CODE 9035 size 1, 9036 size 2, 9037 size 3
Used to profile the Horseshoe or other components



Mattress sheet
CODE 9001
Hook & loop receptive sheet
Fits standard single mattress, custom sizes available



buy online

Flexible Snooooooze

This flexible sleep system is designed for children and adults. It is lightweight, highly portable and highly adjustable to cater for the growth and the needs of your child.

Support in 3 lying positions

The Snooooooze system supports the user in supine (on their back), side and semi-prone lying positions. This key feature enables us to accommodate and correctly position posture overnight, whilst maintaining a high level of comfort.

Supine lying

To ensure correct positioning both during the day and night, we stabilise the pelvis. The pelvis is the foundation of good posture, and is therefore the first area we evaluate when conducting an assessment. Using a component like the W Leg Trough, we aim to draw the legs into mid-line.

Side lying

The Body roll has heralded a new stage in side lying, and can help achieve an excellent trunk and leg position for both left and right side lying. It is most effective for when the trunk has shortening sides and the legs are windswept. Alignment of the legs is achieved with a Pillow between the user's legs. The final key of achieving a good posture is to support and position the head.

Semi prone lying

Evolved from our work in side lying, semi prone lying is best achieved through use of our Body Roll. This very 'cuddleeable' roll effectively supports the user's head and knees at the same time. The key benefit of the Snooooooze sleep system is that is extremely customisable, so that the user can sleep in a position that is suitable for his or her needs.

Sleep for everyone

When the user struggles to sleep, it has a direct impact on the sleep patterns of every family member. Parents and siblings can be left exhausted, unable to think clearly and struggling to cope with their daily activities. By ensuring that the user has a good night's sleep, it also means that you and your family will enjoy the many benefits of sleep.



supine positioning components



T-roll (size 1 & 2)
Inhibits adduction
Supports the user's legs in abduction



W leg trough (size 1 - 5)
Pictured using without the wrap
Positions the user's legs
Prevents rotation and risk of dislocation



Standard W leg trough with wrap (size 1 - 5)
The adjustable wrap provides extra support for the abducted legs



Foot support
Positions and supports the feet in alignment at various angles



Foot support
See product opposite
Roll (size 1 & 2)
Use as a head support or behind the knees

side lying & semi prone components



Pillow size (1 & 2)
Very versatile
Use as a head support or between the legs in side lying



Body roll (size 1, 2 & 3)
Supports head, trunk and legs
Pillow size (1 & 2)
See product opposite



Roll (size 1 & 2)
Use as a head, knees or back support
Curved wedge (3 sizes)
Supports the body or other components



Banana cushion (size 1 & 2)
Head support in side lying
Supports feet or other parts of the body



Horseshoe (little dots)
Use between the legs in side lying
Use as a full supine support



Star head support little dots (size 1 & 2)
Use as a head support with profiling points



snooooooze components

 buy online




T-roll

Paediatric and adult size
Inhibits adduction
Supports your child's legs in abduction



Body roll

Paediatric and adult size
Provides the ideal positioning to enable side lying, giving support to head, trunk and leg



Roll

Paediatric and junior size
Supports down the back or behind the knees



Horseshoe

Paediatric and adult size
Encourages alignment and is suitable for supine and side positioning




W leg trough with wrap

Paediatric to adult size
The adjustable wrap provides extra support for the legs



Twin leg wedge

Paediatric to small adult
Gives leg support and provides support behind the knee



Foot support

Paediatric
Positions and supports the feet in alignment at various angles



Mattress sheet

[Cot, single and double size]
Hook & loop receptive sheet
Fits standard single mattress, custom sizes available



Pillow

Paediatric to small adult
Very versatile
Use as a head support or between the legs in side lying



Banana cushion

Paediatric to adult
Versatile component that can be used for most parts of your child's body



Star head support

Paediatric and junior size
Gives head support
Points of the Star can be folded for angled support



Curved wedge

Paediatric to small adult
Use either directly supporting the body or other components



Wedge

Paediatric
Supports head in mid-line



Tri-fold

Paediatric to adult
Use either directly supporting the body or other components

a helping hand
around the World

UK Contact Details

+44 (0)1626 835552
info@smirthwaite.co.uk
smirthwaite.co.uk

Smirthwaite Ltd

16 Wentworth Road, Heathfield,
Newton Abbot, Devon UK, TQ12 6TL



Smirthwaite reserves the right to modify product specifications at anytime without prior notification. All measurements are approximations and can vary depending on the wood and materials used. All details shown are correct at time of print. Smirthwaite® is a registered trade mark of Smirthwaite Limited.