



Standing Frames



seating • standing • toileting • bathing
changing • showering • desks • tables
sleeping • therapy • sensory
moving • handling • transportation

supporting children and
their families **for life**

welcome

Since 1986, Smirthwaite has developed and retained its reputation as one of the leading designers & manufacturers of special needs equipment. In that time, we have dedicated ourselves to finding and providing effective solutions that offer significant benefits to babies, children and young adults in their daily lives. Working closely with children, parents, carers and therapists, we have developed a comprehensive range of seating, standing, tables, desks, toileting, bathing, changing, showering, moving & handling, transportation, sleeping, therapy and sensory products.



The importance of standers is sometimes underrated especially when sitting or lying is more comfortable

But standing with Smirthwaite standers has a number of benefits, including:

- Joint development
- Mid-line symmetry
- Body and shoulder stability leading to better head control
- Helping children to join in with friends on an equal level
- Helping children to feel more grown-up and confident
- Physical and social development.

Maintaining comfort whilst standing is an essential element of your child's therapy and educational programme. Our products offer increased comfort and support by providing soft and padded support bands and knees supports etc.

Every child is unique and special and many of our products can be tailored to fit specific needs. Don't be afraid to ask us about customising our products for your child.

Innovation in our design

Special needs equipment is often overly complex, difficult to use and expensive to maintain. At Smirthwaite, we believe in well-made, easy to use products that stand the test of time. Through close consultation with leading therapists, parents and end users, we ensure our designs offer numerous clinical benefits whilst maintaining a customer-centric and innovative approach.

Warranty & servicing

All of our products come with a two year warranty as standard. An inspection, maintenance, service and repair facility for all Smirthwaite products is available to you, for complete peace of mind. This can be scheduled at a time that is convenient for you.

Call our Customer Services team today on **+44 (0)1626 835552** or e-mail **info@smirthwaite.co.uk** to book your service, inspection or repair.

Easy to clean


All of our products are easy to clean. For instance, our wooden chairs have anti-microbial properties that ensure surfaces are kept hygienic. This helps to reduce any risk of cross infection and is especially useful in multi-user environments such as nurseries and schools.

All our upholstery is carefully chosen due to its clever material make up that contains antibacterial agents that help against the spread of MRSA, E coli and other bacteria.

contents

standing

orbit	4
supro	8
whirl	12
sta	14
colours	16



COMING SOON...

orbit

Four in one

The new 4-in-1 Orbit stander supports various postural positions: prone, supine, upright, and 30° abduction.

Features & benefits

The stander allows for any position to be achieved, easily switching from supine to prone to cater to the child's needs. This can enhance circulation, respiratory and digestive functions, while also promoting bone and muscle growth.

A variety of comfortable and supportive headrests are available to ensure optimal head positioning for children with complex needs.

Each leg features individual abduction, which research indicates can help prevent or slow down hip joint subluxation or dislocation. Additionally, the abduction brackets can be adjusted independently to accommodate asymmetric postures.

Innovative foot supports enable a wide range of foot positioning, including pronation, supination, dorsiflexion, and plantarflexion.

The stander comes with an electric base which can be detached for convenient transportation.

The chest pad and hip pad can rotate to provide optimal control of posture through the pelvis and trunk.

Any 3-in-1 stander can be easily transformed into a 4-in-1 model to allow for abduction.

Colour Ranges
See page 16 for colour options




an innovative
4-in-1 stander that
supports a variety of
postural positions,
including abduction



Standard key features



Footrest & cocoon sandals



Plain tray



Lateral & pelvic supports



Knee cups

New product technical data

all dimensions in mm unless otherwise stated

Measurement	Size 1	Size 2	Size 3
TIS	0-90°	0-90°	0-90°
Operating Height	840	940	940
Pelvic support (top) to foot plate height	450 - 800	500 - 1050	650 - 1200
Chest widths	200 - 300	270 - 370	360 - 460
Hip widths	165 - 260	200 - 380	300 - 470
Leg abduction	30°	30°	30°
Hip contracture	30°	30°	30°
Knee block width	135 - 210	165-260	165 - 260
Footplate angle	25°	25°	25°
Tray angle	45°	45°	45°
Max. footprint width	600	740	740
Max. footprint length	1000	1200	1200
Max. user weight (kg)	50	80	100
User height	900 - 1300mm	1200 - 1600mm	1500 - 1800mm



orbit

Orbit sizing

Orbit is designed to accommodate users ranging from 900mm to 1800mm, available in three different sizes. An optimal fit can be attained through interchangeable accessory sizes, continuous adjustments, asymmetrical modifications, and the ability to adjust the setup while the child is positioned in the stander.

the name 'Orbit' was
chosen by our
designer, as the stander
involves rotation and
movement



Benefits of standing with Orbit

The Orbit allows for versatile positioning, enabling easy transitions between supine and prone stances based on the child's needs. This adaptability can enhance circulation, respiratory function, and digestion, while also promoting the development of bones and muscles.



COMING SOON...



supro

Three in one

The Supro provides the option of supine, prone and vertical standing in one frame. Its design gives an angle range of 90° allowing it to achieve a horizontal and vertical position.


Fully supportive

The Supro is a unique supine stander that has been designed for children from 2 years old to young adults who need to develop and maintain their ability to weight bear. It offers full posterior body contact and is suitable for children with little or no head control.


Highly adjustable

The Supro offers high levels of adjustment in the knees, hips and chest to meet a wide range of postural needs. The Popliteal pads provide support behind the knee when the child is not fully able to straighten their legs.

Colour Ranges
See page 16 for colour options



a supine stander with
a difference & building
confidence




Supro pictured with soft head support
(see accessories)

Standard key features



Footrest & cocoon sandals



Plain tray



Lateral & pelvic supports



Knee cups

Supro technical data

all dimensions in mm unless otherwise stated

Size	1	2	1	2
Upholstered board width	Standard		Wide	
Code	8256	8257	8258	8259
Thoracic support (top) to foot plate height	600-1070	700-1250	600-1070	700-1250
Pelvic support (top) to foot plate height	430-870	450-1010	430-870	450-1010
Knee block (top) to foot plate height	220-570	200-590	220-570	200-590
Foot plate to floor height (excluding sandals)	75	75	70	70
Max width (between thoracic supports)	330	330	430	430
Tray size (depth and width)	582 x 637	582 x 637	585 x 740	585 x 740
Angle [°]	0 to 90	0 to 90	0 to 90	0 to 90
Base frame	1140 x 570	1140 x 570	1130 x 610	1130 x 610
Max user weight (kg)	85	85	85	85
Product weight (kg)	55	56	57	59

Instructional video available online



supro


optional accessories



Bowl and cover¹
CODE BW006 & BW007
Perfect for wet or dry play activities



Soft head support
CODE SP006 – SP007
Helps to support head position



Padded tray top
CODE TR028 – TR029
Provides comfort and support around your child's chest



Knee cups
CODE KN011 - KN016
Maintains knee in position
Available in sizes 1 - 6



Caliper style kneecaps
CODE KN017 - KN019
Extra knee support
Maintains knee position
Available in sizes 1 - 3



Sheepskin liners
CODE KN022 - KN024
Maintains position of knee with added protection
Available in sizes 1 - 3



Popliteal foams (full thickness)
CODE FM014
Provides support to back of knee



Popliteal foams (half thickness)
CODE FM015
Provides support to the back of knee



Kneecap spacers
CODE KN020 - KN021
Provides additional height to the popliteal pad to accommodate differing degrees of knee contraction

1 Must be factory fitted at the time this product is ordered

supro

all optional accessories

Accessories	Size 1 standard board Code	Size 1 wide board Code	Size 2 standard board Code	Size 2 wide board Code
knee cups size 1	KN011	KN011	KN011	KN011
knee cups size 2	KN012	KN012	KN012	KN012
knee cups size 3	KN013	KN013	KN013	KN013
knee cups size 4	KN014	KN014	KN014	KN014
knee cups size 5	KN015	KN015	KN015	KN015
knee cups size 6	KN016	KN016	KN016	KN016
caliper style kneecaps size 1	KN017	KN017	KN017	KN017
caliper style kneecaps size 2	KN018	KN018	KN018	KN018
caliper style kneecaps size 3	KN019	KN019	KN019	KN019
sheepskin liners for kneecaps size 1	KN022	KN022	KN022	KN022
sheepskin liners for kneecaps size 2	KN023	KN023	KN023	KN023
sheepskin liners for kneecaps size 3	KN024	KN024	KN024	KN024
popliteal foams (full thickness)	FM014	FM014	FM014	FM014
popliteal foams (half thickness)	FM015	FM015	FM015	FM015
kneecap spacers 12mm	KN020	KN020	KN020	KN020
kneecap spacers 18mm	KN021	KN021	KN021	KN021
additional pelvic/trunk lateral supports	SP010	SP010	SP011	SP011
soft head support for standard board	SP006	SP007	SP006	SP007
whitmyer pro series interface plate	WM001	WM001	WM001	WM001
whitmyer pro series vertical bar	WM002	WM002	WM002	WM002
Tray accessories				
padded tray top	TR028	TR028	TR029	TR029
suspension rail	SR012	SR012	SR013	SR013
tray grab rail full width	GB013	GB013	GB014	GB014
bowl and cover	BW006	BW007	BW006	BW007

Supro comes complete with upholstered board, lateral and pelvic supports, knee cups, cocoon sandals and plain tray.

whirl

Newly designed

The new and improved Whirl enables children from 12 months old to young adults to gradually develop and maintain their ability to weight bear by promoting excellent symmetry. It is suitable for children who require lower to higher levels of postural support and control. The Whirl is ideal for both school and home environments.

Collaborating with you

Through working and collaborating with you, we have revolutionised the Whirl. We have adopted the essential elements of what your child needs from a stander; it provides excellent symmetry, it is extremely easy to use, it has multiple adjustments and, importantly, it is one that your child will enjoy using!

Supportive

The Whirl offers high levels of adjustment. Anterior, pelvic and knee supports are height, width and angle adjustable to achieve correct positioning. Pelvic obliquity can be managed through the pelvic support, which incorporates a de-rotational feature. A flip-up footrest completes the package.

 Colour Ranges
See page 12 for colour options



a prone stander with a
unique module design,
promoting excellent
symmetry

Standard key features



Activity tray & bowl



Pelvic Support



Adjustable knee cup



Standard adjustable footplates



Whirls come complete with anterior, pelvic and knee supports, cocoon sandals, activity tray and bowl with cover

Whirl technical data

all dimensions in mm unless stated

Size	1	2
Code	8353	8354
Thoracic support (top) to foot plate height	*630-1020	*760-1270
Pelvic support (top) to foot plate height	*410-830	*560-1030
Knee support (top) to foot plate height	*130-420	*165-520
Foot plate to floor height (excluding sandals)	70	70
Max width (between thoracic supports)	300	460
Tray size (depth and width)	610 x 690	700 x 800
Angle [°]	0 to 30	0 to 30
Base frame	890 x 660	1020 x 710
Max user weight (kg)	70	90
Product weight (kg)	38	40

*Minimum heights taken with footplate raised 50mm from floor

Instructional video available online



whirl

optional accessories

Accessories	Size 1 Code	Size 2 Code	Size 3 Code	Size 4 Code	Size 5 Code
knee supports	KN006	KN007	KN008	KN009	KN010
de-rotational pelvic supports	SP003	SP004	SP022	SP023	
anterior supports	SP001	SP002	SP020	SP021	
shoulder harness	HN015	HN016	HN017	HN018	
tray grab rail full width	GB001	GB002			
suspension rail	SR001	SR002			
sliding footplate	8351	8352	8353	8354	

Whirl comes complete with anterior, pelvic and knee supports, cocoon sandal. activity tray and bowl with cover. Modular parts such as the anterior supports, de-rotational pelvic supports and shoulder harness are interchangeable on the 2 sizes of frames.



Knee supports¹
CODE KN006 - KN010
Height, width and depth adjustable to maintain knee position



De-rotational pelvic supports²
CODE SP003, SP004, SP022, SP023
Adjusts and maintains hip position to control obliquity and rotation into a midline position



Anterior supports²
CODE SP001, SP002, SP020, SP021
Adjustable to maintain trunk position



Shoulder harness²
CODE HN015 - HN018
Provides support from the rear to encourage symmetry and spinal extension



Tray grab rail full width
CODE GB001 - GB002
Helps to stabilise limbs and trunk

¹ Available in sizes 1 - 5
² Available in sizes 1 - 4

Colour Ranges
See page 16 for colour options

sta

The Sta, a vertical and prone stander

The physiological benefits of standing are enormous – not to mention the psychological benefits of being able to tackle activities. The STAnder aims to make standing enjoyable and practical for your child, while making it simple to achieve.

The STAnder is a vertical and prone entry-level stander that enables children from five years old to young adults to gradually develop and maintain their ability to weight bear by promoting excellent symmetry. It is suitable for children who require lower to higher levels of postural support and control. The STAnder is ideal for both school and home environments.

The STAnder offers high levels of adjustment. Anterior, pelvic and knee supports are height, width and angle adjustable to achieve correct positioning. Pelvic obliquity can be managed through the pelvic support, which incorporates a de-rotational feature.



Sta technical data

all dimensions in mm unless otherwise stated

Size	Size 2 Sta
Code	21003
Thoracic support (top) to foot board height	690-1005
Pelvic support (top) to foot board height	550-800
Knee supports (top) to foot board height	223-343
Foot board to floor height (excluding sandals)	194
Max width (between thoracic supports)	460
Tray size (depth and width)	420 x 506
Base frame (length, width and height)	1006 x 660 x 1200
Base frame (length, width and height) (high setting)	1006 x 660 x 960
User weight limit (kg)	60
Product weight (kg)	28

Tilt angle on Sta: 40° - upright.




Sta



seating standing toileting bathing changing showering
desks tables sleeping therapy sensory moving handling transportation

colours

Moxxa range - brushed/soft finish smooth vinyl




Moxxa range can be used on most products

Just Colour range - vinyl



Just Colour range can be used on most products

Dartex fabric range



Dartex can be used on the juni, zoomi and zoomi +

Colours are a guide only and may vary due to limitations of the print process. Material samples are available upon request. Colour range may change without prior notice, we try to colour match where possible.



always here to help

UK Contact Details:

telephone

+44 (0)1626 835552

email

info@smirthwaite.co.uk

website

www.smirthwaite.co.uk

Smirthwaite Ltd

16 Wentworth Road, Heathfield,
Newton Abbot, Devon TQ12 6TL

Smirthwaite reserves the right to modify product specifications at anytime without prior notification. All measurements are approximations and can vary depending on the wood and materials used. All details shown are correct at time of print. Smirthwaite® is a registered trade mark of Smirthwaite Limited.